

**NEW MINERALS APPROVED IN 2010
NOMENCLATURE MODIFICATIONS APPROVED IN 2010
BY THE
COMMISSION ON NEW MINERALS, NOMENCLATURE AND
CLASSIFICATION
INTERNATIONAL MINERALOGICAL ASSOCIATION**

Peter A. Williams¹ (Chairman, CNMNC), Frédéric Hatert² (Vice-Chairman, CNMNC), Marco Pasero³ (Vice-Chairman, CNMNC) and Stuart Mills⁴ (Secretary, CNMNC)

¹School of Natural Sciences, University of Western Sydney, Locked Bag 1797, Penrith South DC, NSW 1797, Australia – p.williams@uws.edu.au

²Laboratoire de Minéralogie, Université de Liège, B-4000 Liège, Belgium – fhatert@ulg.ac.be

³Dipartimento di Scienze della Terra, Università degli Studi di Pisa, Via Santa Maria 53, I-56126 Pisa, Italy – pasero@dst.unipi.it

⁴Department of Earth and Ocean Sciences, University of British Columbia, Vancouver BC, Canada V6T 1Z4 – smills@eos.ubc.ca

The information given here is provided by the Commission on New Minerals and Mineral Names, I.M.A., for comparative purposes and as a service to mineralogists working on new species.

Each mineral is described in the following format:

- IMA number
- Type locality
- Corresponding author
- Chemical formula
- Relationship to other minerals
- Crystal system, Space group; Structure determined, yes or no
- Unit-cell parameters
- Strongest lines in the X-ray powder-diffraction pattern

The names of these approved species are considered confidential information until the authors have published their descriptions or released information themselves.

NO OTHER INFORMATION WILL BE RELEASED BY THE COMMISSION

PROPOSALS APPROVED IN JANUARY 2010

IMA No. **2009-076**

Sebastião Cristino pegmatite, near Mendes Pimentel and Linópolis, Minas Gerais, Brazil (18°42'S 41°27'W)

Frédéric Hatert

$\text{Na}_2\text{Fe}^{2+}\text{MgAl}(\text{PO}_4)_3$

Wyllieite group

Monoclinic: $P2_1/n$; structure determined

a 11.910(2), b 12.383(3), c 5.1798(1) Å, β 114.43(3)°

3.468(35), 3.047(100), 2.849(80), 2.810(35), 2.711(40), 2.688(90), 2.500(40),
2.074(30)

IMA No. 2009-077

Maria Catalina mine, Tierra Amarilla, Chile (22°3'S 68°30' W)

Hexiong Yang



Roselite group

Monoclinic: $P2_1/c$; structure determined

a 5.8618(2), b 12.7854(5), c 5.7025(2) Å, β 109.425(2)°

5.087(42), 4.177(59), 3.800(41), 3.377(92), 3.190(56), 2.983(89), 2.827(100),

2.114(49)

IMA No. 2009-078

Grubependity Lake cirque (кар озера Грубепендиты), Grubependity
Lake, Maldynyrd range, Kozhim River basin, Prepolar Ural, Komi Republic, Russia,
several kilometres from the Chudnoe Pd–Au–Cr deposit

Stuart J. Mills



Alunite supergroup

Trigonal: $R\bar{3}m$; structure determined

a 7.0316(3), c 16.5151(8) Å

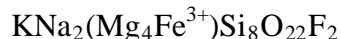
5.755(27), 3.538(55), 2.982(100), 2.211(28), 2.179(19), 1.914(38), 1.767(24),

1.298(18)

IMA No. 2009-079

About 25 km southwest from Monte Metocha, Xixano region, north-eastern
Mozambique

Roberta Oberti



Amphibole group

Monoclinic: $C2/m$; structure determined

a = 9.9591(4), b = 17.9529(6), c = 5.2867(2) Å, β = 103.340(1)°

8.499(58), 3.394(81), 3.286(43), 3.166(60), 2.746(43), 2.707(100), 2.583(45),

2.537(70)

IMA No. 2009-080

Prasolovskoe gold deposit, Kunashir Island, Kurile Islands, Russian Federation
(44°23'N 146°01'E)

Vladimir A. Kovalenker



New structure type

Trigonal: $R\bar{3}$ or $R\bar{3}$

a = 15.812(2), c = 19.622(4) Å

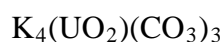
3.727(20), 2.996(50), 2.510(30), 2.201(100), 2.152(20), 2.079(30), 2.046(20),

1.817(20)

IMA No. 2009-081

Giftkiesstollen adit, Jáchymov, Czech Republic

Roman Skála



Known structure type

Monoclinic: $C2/c$; structure determined

$a = 10.2380(2)$, $b = 9.1930(2)$, $c = 12.2110(3)$ Å, $\beta = 95.108(2)^\circ$

6.061(55), 5.793(30), 5.087(57), 3.740(100), 3.393(44), 2.408(33), 2.281(52),
1.873(40)

IMA No. 2009-082

Shiti barium deposit, Dabashan region, Shanxi Province, China (32°43'45" to
32°45'06"N 109°08'22" to 109°10'20"E)

Jiajun Liu



New structure type

Monoclinic: Cc ; structure determined

$a = 5.2050(12)$, $b = 9.033(2)$, $c = 32.077(8)$ Å, $\beta = 93.49(8)^\circ$

15.87(7), 5.340(91), 4.010(10), 3.209(23), 2.676(100), 2.294(29), 2.008(11), 1.607(4)

IMA No. 2009-083

Jeffrey Mine, Asbestos, Shipton Township, Richmond County, Quebec, Canada

Ralph Rowe



Isostructural with auricupride

Cubic: $Pm\bar{3}m$; structure determined

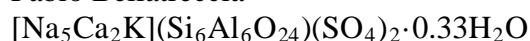
$a = 3.7344(7)$ Å

3.728(27), 2.639(22), 2.155(100), 1.867(45), 1.671(10), 1.525(6), 1.320(25),
1.127(22)

IMA No. 2009-084

Sabatini volcanic complex, Valle Biachella, Sacrofano community, Rome Province,
Latium, Italy

Fabio Bellatreccia



Cancrinite group

Trigonal: $R\bar{3}2$; structure determined

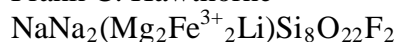
$a = 12.8770(7)$, $c = 95.244(6)$ Å

3.80(52), 3.72(100), 3.60(53), 3.58(60), 3.55(24), 3.23(65), 3.22(38), 2.65(100)

IMA No. 2009-085

Verkhnee Espe deposit, Akjailyautas Mountains, Kazakhstan (48°03'-48°10'N 81°26'-
81°29'E)

Frank C. Hawthorne



Amphibole group

Monoclinic: $C2/m$; structure determined

$a = 9.8297(3)$, $b = 17.9257(6)$, $c = 5.2969(2)$ Å, $\beta = 103.990(1)^\circ$

8.434(40), 4.464(30), 3.405(30), 3.137(20), 2.718(100), 2.541(20), 2.325(15),
2.166(20)